



Bathtub - CL.1

Deck valve counter-clockwise closing hot - polished chrome

Article number: 20 002 706-00


- CASCADE structure
- 1-1/4" hole diameter
- Flange 2-3/8" x 2-3/8"

Codes & Standards

- ASME A112.18.1/CSA B125.1
- ADA



- Fittings group in compliance with DIN 4109: 1
- (ADA)



polished chrome

Discontinued items available to order until 31.12.9999

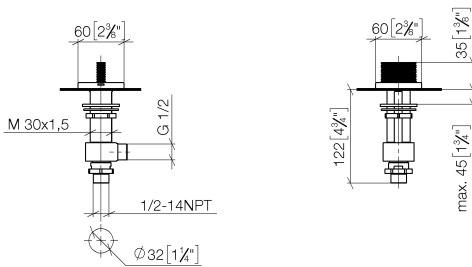
Bathtub - CL.1

Deck valve counter-clockwise closing hot - polished chrome

Article number: 20 002 706-00

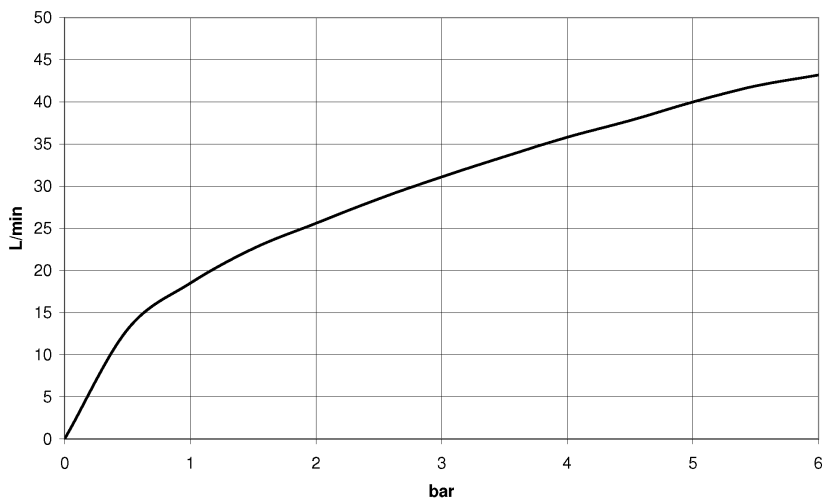
Dimensional drawing

mm [inches]



All dimensions in mm / inch = mm x 0,0394

Flow rate chart





Bathtub - CL.1

Deck valve counter-clockwise closing hot - polished chrome

Article number: 20 002 706-00

Other surface finishes



platinum matte
20 002 706-06



Dark Platinum matte
20 002 706-99

More custom finish options are available via special production (xTra Service). Please see our finish matrix for availability and pricing or contact a Dornbracht representative.

Spare parts list

Number	Item Number	Designation	Number of units
1	90 20 70 053 05-00	handle (hot)	1
2	04 17 11 058 32 90	side panel	1
3	90 90 03 132 00 90	top	1
4	04 23 10 032 78 90	fixing set	1
5	04 17 11 023 10 90	distributor	1
6	04 23 30 040 00-00	threaded connector	1
7	09 30 11 059 90	disc	1
8	09 23 10 012 90	nut	1

